

# Encounters Leading to Detentions

November 2021



# Encounters Definition

- Consensual Encounters: A consensual encounter with a law enforcement officer is not considered a stop or search and therefore, is not entitled to Fourth Amendment protection.
- A consensual encounter generally arises when an officer approaches a citizen to inquire about an incident that concerns public safety or the citizen's safety.



# Encounters Definition

- Unconstitutional : In violation of the requirements of our constitution; not conforming or authorized.
- Unconstitutional encounters may result in administrative, civil, and/ or legal action. The Chief of Police is made aware of any such behavior and may respond in a number of ways to address and assure these actions are corrected.



# Encounters Definition

- Reasonable Suspicion : Reasonable suspicion is the legal standard by which a police officer has the right to briefly detain a suspect for investigatory purposes. The detention requires a well-founded suspicion of criminal activity. [Terry v. Ohio, 392 U.S. 1, 30 (1968)]
- A pat-down of the outside of their clothing for weapons can occur, but not for drugs.
- Must clearly articulate why the officer believes the individual is currently armed and/or dangerous.



# Encounters Definition

- Probable Cause : “Probable cause exists where the facts and circumstances within the officers' knowledge and of which they have reasonably trustworthy information are sufficient in themselves to warrant a man of reasonable caution in the belief that an offense has been or is being committed.” (*Brinegar v. U.S.*)



# Standardization

- Tracking all detentions regardless of outcome
- Standardize encounter definition as any contacts that led to a detention, arrest or detention and release
- Triangulation of data points: Reports, CAD, and Body-Cam.



# Definitions

**Non-Officer Initiated:** officer did not cause the initial interaction. Examples include, but are not limited to the following scenarios:

- Officer is responding to a 911 call or dispatch from ECC.
- Officer receives information from another policing agency.
- Victim, citizen or witness engages the officer.
- Protective orders, temporary or emergency custody orders.
- Non-discretionary interaction such as arrest or search warrant.

**Officer Initiated:** officer engages the individual through personal observations or activities.

# Monthly Summary

## November 2021: Investigative Detentions

The Charlottesville Police Department's officers were engaged in **2723** incidents during the month of November. These incidents included officer initiated, citizen assists, and calls for service. **Twenty-five (25)** of these incidents resulted in temporary detentions. Of these **25** incidents, **20** were non-officer initiated and **5** were officer initiated.



# Total Incidents 25

Nature of Contact	Total Incidents	% of Total Incidents
Non-Officer Initiated	20	80%
Officer Initiated	5	20%
Total Incidents	25	100%

Reason for Detention	Total Incidents	% of Total Incidents
Officer Witnessed	6	24%
Suspect on Scene	14	56%
Description Provided	5	20%
Reasonable Suspicion	0	0%
Unconstitutional	0	0%
Total Incidents	25	100%



# Total Detentions: Non-Officer Initiated (20) and Officer Initiated (5)

	Total Detentions	Detention Percentages
Non-Officer Initiated	20	80%
Officer Initiated	5	20%

Review of Standards	Incidents
Arrests	14
Probable Cause: No Arrest	5
Reasonable Suspicion: No Arrest	6
Unconstitutional Encounters	0
Total <b>Detentions</b>	<b>25</b>



# Detention Summaries

Non-officer Initiated	<u>(20)</u>	Officer Initiated	<u>(5)</u>
Accident related DUI	3	DUI Investigation	1
Assault	2	Grand Larceny of Auto	1
Brandishing firearm	1	Traffic violations/ crash	1
Domestic Assault & Battery	2	Trespassing	1
Disorderly Conduct	1	Warrant	1
Drunk in public	2		
DUI	1		
Grand Larceny of auto	1		
Larceny	1		
Malicious Wounding	1		
Revoked DL	1		
Shoplifting & outstanding warrant	1		
Trespassing	1		
Trespassing, Destruction of property	1		
Vandalism/ DIP	1		




All Detentions: **Non-Officer (20) Initiated** and **Officer Initiated (5)** resulted in **29 Individuals Contacted**

Review of Standards	AF	AM	HF	HM	BF	BM	WF	WM	Total
<b>Arrests</b>	0	1	0	2	1	2	1	8	15
<b>Probable Cause: No Arrest</b>	0	0	0	0	1	4	2	1	8
<b>Reasonable Suspicion: No Arrest</b>	0	0	0	0	1	3	1	1	6
<b>Unconstitutional</b>	0	0	0	0	0	0	0	0	0
<b>Total Individuals</b>	0	1	0	2	3	9	4	10	29



# Officer-Initiated Contacts: 5

## Individuals Contacted: 8


Reason (Crime) Detained	AF	AM	HF	HM	BF	BM	WF	WM	Total Individuals Contacted	Total Officer Initiated	% of Total
										Incidents	Incidents
Alcohol Related	0	0	0	1	0	0	0	0	1	1	20%
Major Crime - Person	0	0	0	0	0	0	0	0	0	0	0%
Major Crime - Property	0	0	0	0	1	2	0	0	3	1	20%
Minor Crime - Person	0	0	0	0	0	0	0	0	0	0	0%
Minor Crime - Property	0	0	0	0	0	1	1	0	2	1	20%
Narcotics	0	0	0	0	0	0	0	0	0	0	0%
Other	0	0	0	0	0	0	0	0	0	0	0%
Traffic	0	0	0	0	0	0	0	1	1	1	20%
Warrant	0	0	0	0	1	0	0	0	1	1	20%
Total Individuals	0	0	0	1	2	3	1	1	8	5	100%
% of Total Individuals	0%	0%	0%	12.66%	25%	37%	12.66%	12.66%	99.98%	--	

# Officer-Initiated Detentions 5

## Outcomes for 8 individuals


Law-Enforcement Action	AF	AM	HF	HM	BF	BM	WF	WM	Total Individuals	Total Detention Incidents	Total % of Actions
Physical Arrest	0	0	0	0	1	0	0	0	1	1	20%
Summons - M1 & M2 (Non-physical arrest)	0	0	0	1	0	0	0	0	1	1	20%
Summons - M3 & M4 / TI	0	0	0	0	0	0	0	0	0	0	0%
Warning	0	0	0	0	0	1	1	1	3	2	40%
No Action Taken	0	0	0	0	1	2	0	0	3	1	20%
Total Individuals	0	0	0	1	2	3	1	1	8	5	100%
% of Total Individuals	0%	0%	0%	12.66%	25%	37%	12.66%	12.66%	99.98%	--	--

Summons [Class 1 & 2 Misdemeanors] are included in overall arrest totals. Class 3 & 4 Misdemeanors and Traffic Infractions are not arrestable offenses



# Officer-Initiated **Detentions**

Arrests: **2 incidents** involving **2 individuals**

Category	AF	AM	HF	HM	BF	BM	WF	WM	Total Individuals Arrested	Total Incidents	% of Total Incidents
Alcohol Related	0	0	0	1	0	0	0	0	1	1	50%
Major Crime - Person	0	0	0	0	0	0	0	0	0	0	0%
Major Crime – Property	0	0	0	0	0	0	0	0	0	0	0%
Minor Crime - Person	0	0	0	0	0	0	0	0	0	0	0%
Minor Crime - Property	0	0	0	0	0	0	0	0	0	0	0%
Narcotics	0	0	0	0	0	0	0	0	0	0	0%
Other	0	0	0	0	0	0	0	0	0	0	0%
Traffic	0	0	0	0	0	0	0	0	0	0	0%
Warrant	0	0	0	0	1	0	0	0	1	1	50%
Total Individuals Arrested	0	0	0	1	1	0	0	0	2	2	100%
% of Total Individuals	0%	0%	0%	50%	50%	0%	0%	0%	100%	--	

# Officer-Initiated Detentions

Probable Cause to Arrest, but no Arrest.

**3 incident** involving **6 individual(s)**

Encounters w/ PC – No Arrest	AF	AM	HF	HM	BF	BM	WF	WM	Total Individuals Contacted	Total Officer Initiated Incidents	% of Total Incidents
Alcohol Related	0	0	0	0	0	0	0	0	0	0	0%
Major Crime - Person	0	0	0	0	0	0	0	0	0	0	0%
Major Crime – Property	0	0	0	0	1	2	0	0	3	1	33.33%
Minor Crime - Person	0	0	0	0	0	0	0	0	0	0	0%
Minor Crime - Property	0	0	0	0	0	1	1	0	2	1	33.33%
Narcotics	0	0	0	0	0	0	0	0	0	0	0%
Other	0	0	0	0	0	0	0	0	0	0	0%
Traffic	0	0	0	0	0	0	0	1	1	1	33.33%
Warrant	0	0	0	0	0	0	0	0	0	0	0%
<b>Total Individuals</b>	<b>0</b>	<b>0</b>	<b>0</b>	<b>0</b>	<b>1</b>	<b>3</b>	<b>1</b>	<b>1</b>	<b>6</b>	<b>3</b>	
<b>% of Total Individuals</b>	<b>0%</b>	<b>0%</b>	<b>0%</b>	<b>0%</b>	<b>16.66%</b>	<b>50%</b>	<b>16.66%</b>	<b>16.66%</b>	<b>99.98%</b>	--	





# Officer-Initiated Detentions

Reasonable Suspicion: **0 incidents** involving **0 individual(s)**

Reasonable Suspicion—No Arrest	AF	AM	HF	HM	BF	BM	WF	WM	Total Individuals Contacted	Total Officer Initiated Incidents	% of Total Incidents
Alcohol Related	0	0	0	0	0	0	0	0	0	0	0%
Major Crime - Person	0	0	0	0	0	0	0	0	0	0	0%
Major Crime – Property	0	0	0	0	0	0	0	0	0	0	0%
Minor Crime - Person	0	0	0	0	0	0	0	0	0	0	0%
Minor Crime – Property	0	0	0	0	0	0	0	0	0	0	0%
Narcotics	0	0	0	0	0	0	0	0	0	0	0%
Other	0	0	0	0	0	0	0	0	0	0	0%
Traffic	0	0	0	0	0	0	0	0	0	0	0%
Warrant	0	0	0	0	0	0	0	0	0	0	0%
<b>Total Individuals</b>	<b>0</b>	<b>0</b>	<b>0</b>	<b>0</b>	<b>0</b>	<b>0</b>	<b>0</b>	<b>0</b>	<b>0</b>	<b>0</b>	
<b>% of Total Individuals</b>	<b>0%</b>	<b>0%</b>	<b>0%</b>	<b>0%</b>	<b>0%</b>	<b>0%</b>	<b>0%</b>	<b>0%</b>	<b>0%</b>	<b>--</b>	



# Unconstitutional Encounter:

**0 incidents** involving **0 individuals**

Unconstitutional Encounter	AF	AM	HF	HM	BF	BM	WF	WM	Total Individuals Contacted	Total Incidents	% of Total Incidents
Alcohol Related	0	0	0	0	0	0	0	0	0	0	0%
Major Crime - Person	0	0	0	0	0	0	0	0	0	0	0%
Major Crime – Property	0	0	0	0	0	0	0	0	0	0	0%
Minor Crime - Person	0	0	0	0	0	0	0	0	0	0	0%
Minor Crime - Property	0	0	0	0	0	0	0	0	0	0	0%
Narcotics	0	0	0	0	0	0	0	0	0	0	0%
Other – Unconstitutional	0	0	0	0	0	0	0	0	0	0	0%
Traffic	0	0	0	0	0	0	0	0	0	0	0%
Warrant	0	0	0	0	0	0	0	0	0	0	0%
<b>Total Individuals</b>	0	0	0	0	0	0	0	0	<b>0</b>	<b>0</b>	<b>0%</b>
<b>% of Total Individuals</b>	<b>0%</b>	<b>0%</b>	<b>0%</b>	<b>0%</b>	<b>0%</b>	<b>0%</b>	<b>0%</b>	<b>0%</b>	<b>0%</b>	--	--



## Officer-Initiated Contacts:

0 **Individual** searched and 0 **Vehicle** searches:

Nature of Contact	AF	AM	HF	HM	BF	BM	WF	WM	Vehicle	Total
<b>Pat-Down</b>	0	0	0	0	0	0	0	0	0	<b>0</b>
<b>Search</b>	0	0	0	0	1	<b>0</b>	0	0	0	<b>1</b>

1 search incident to arrest

Evidence Recovered	AF	AM	HF	HM	BF	BM	WF	WM	Vehicle	Total
<b>Firearm</b>	0	0	0	0	0	<b>0</b>	0	0	0	<b>0</b>
<b>Narcotics</b>	0	0	0	0	0	0	0	0	0	<b>0</b>
<b>Firearm &amp; Narcotics</b>	0	0	0	0	0	0	0	0	0	<b>0</b>
<b>Stolen Property</b>	0	0	0	0	0	0	0	0	0	<b>0</b>
<b>Suspected Firearm</b>	0	0	0	0	0	0	0	0	0	<b>0</b>
<b>Total</b>	<b>0</b>	<b>0</b>	<b>0</b>	<b>0</b>	<b>0</b>	<b>0</b>	<b>0</b>	<b>0</b>	<b>0</b>	<b>0</b>
<b>Total Individuals %</b>	<b>0%</b>	<b>0%</b>	<b>0%</b>	<b>0%</b>	<b>0%</b>	<b>0%</b>	<b>0%</b>	<b>0%</b>	--	--



# Composition of the Charlottesville Police Department

- The Charlottesville Police Department currently has 93 sworn employees.

		<u>Officer in training</u>	<u>OFF</u>	<u>DET</u>	<u>CORP</u>	<u>SGT</u>	<u>LT</u>	<u>CAPT</u>	<u>MAJOR</u>	<u>CHIEF</u>
<b>WM</b>	66		36	6	8	10	4	2		
<b>BM</b>	12	1	6		1	1	2		1	
<b>AM</b>	3		3							
<b>HM</b>	2		2							
<b>Bi-Racial</b>	1		1							
	84									
<b>WF</b>	7		4	2	1					
<b>BF</b>										
<b>AF</b>	1		1							
<b>HF</b>	1	1								
	9									



# Officer-Initiated Demographics: 4 officers involved in 5 encounters

Investigative Detention by Officer Race/Sex	AF	AM	HF	HM	BF	BM	WF	WM	Total
Officer Making Detention	0	0	0	0	0	0	0	4	4
Officers with 2+ Detentions	AF	AM	HF	HM	BF	BM	WF	WM	
	0	0	0	0	0	0	0	1	
2+ Detentions by Shift									
Daylight	0								
Evening	1								
Midnight	0								

Detentions assigned to initiating officer(s). Individual officers are counted once.



# Total Individuals contacted (8) officer initiated by Neighborhood

Detentions by Neighborhood	Incidents								
	Total – 5	AF - 0	AM-0	HF-0	HM-1	BF-2	BM- 3	WF- 1	WM -1
Mall-1	0	0	0	0	0	0	0	0	0
Downtown-2	0	0	0	0	0	0	0	0	0
Star Hill-3	0	0	0	0	0	0	0	0	0
Westhaven-4	0	0	0	0	0	0	0	0	0
10th & Page-5	1	0	0	0	0	1	0	0	0
Rosehill Dr-6	0	0	0	0	0	0	0	0	0
North Downtown-7	0	0	0	0	0	0	0	0	0
MJH-8	0	0	0	0	0	0	0	0	0
Little High-9	0	0	0	0	0	0	0	0	0
Belmont-10	0	0	0	0	0	0	0	0	0
Garrett-11	0	0	0	0	0	0	0	0	0
Ridge St-12	0	0	0	0	0	0	0	0	0
Fifeville-13	2	0	0	0	0	0	1	1	1
JPA-14	0	0	0	0	0	0	0	0	0
The Corner-15	0	0	0	0	0	0	0	0	0
Venable-16	0	0	0	0	0	0	0	0	0
Kellytown-17	1	0	0	0	1	0	0	0	0
North East-18	0	0	0	0	0	0	0	0	0
Locust Grove-19	0	0	0	0	0	0	0	0	0
Woolen Mills-20	0	0	0	0	0	0	0	0	0
Prospect-21	0	0	0	0	0	0	0	0	0
Johnson Village-22	0	0	0	0	0	0	0	0	0
Fry's Spring-23	0	0	0	0	0	0	0	0	0
Lewis Mountain-24	0	0	0	0	0	0	0	0	0
BRSC Area-25	0	0	0	0	0	0	0	0	0
BRSC-26	0	0	0	0	0	0	0	0	0
Blue Ridge-27	0	0	0	0	0	0	0	0	0
CHS-28	0	0	0	0	0	0	0	0	0
Greenbrier-29	1	0	0	0	0	1	2	0	0
29 North-30	0	0	0	0	0	0	0	0	0
The Meadows-31	0	0	0	0	0	0	0	0	0
5th Street-32	0	0	0	0	0	0	0	0	0
Longwood-33	0	0	0	0	0	0	0	0	0



# Total Individuals contacted **(21)** non-officer initiated by Neighborhood

Detentions by Neighborhood	Incidents								
	Total – 20	AF - 0	AM- 1	HF- 0	HM - 1	BF- 1	BM- 6	WF – 3	WM – 9
Mall-1	5	0	0	0	0	0	2	0	3
Downtown-2	1	0	0	0	0	0	1	0	0
Star Hill-3	1	0	1	0	0	0	0	0	0
Westhaven-4	0	0	0	0	0	0	0	0	0
10th & Page-5	1	0	0	0	0	1	0	0	0
Rosehill Dr-6	0	0	0	0	0	0	0	0	0
North Downtown-7	0	0	0	0	0	0	0	0	0
MJH-8	0	0	0	0	0	0	0	0	0
Little High-9	1	0	0	0	1	0	0	0	0
Belmont-10	1	0	0	0	0	0	0	1	0
Garrett-11	0	0	0	0	0	0	0	0	0
Ridge St-12	0	0	0	0	0	0	0	0	0
Fifeville-13	1	0	0	0	0	0	1	0	0
JPA-14	1	0	0	0	0	0	1	0	0
The Corner-15	0	0	0	0	0	0	0	0	0
Venable-16	0	0	0	0	0	0	0	0	0
Kellytown-17	0	0	0	0	0	0	0	0	0
North East-18	0	0	0	0	0	0	0	0	0
Locust Grove-19	2	0	0	0	0	0	1	0	1
Woolen Mills-20	2	0	0	0	0	0	0	1	2
Prospect-21	0	0	0	0	0	0	0	0	0
Johnson Village-22	0	0	0	0	0	0	0	0	0
Fry's Spring-23	1	0	0	0	0	0	0	0	1
Lewis Mountain-24	0	0	0	0	0	0	0	0	0
BRSC Area-25	1	0	0	0	0	0	0	1	0
BRSC-26	1	0	0	0	0	0	0	0	1
Blue Ridge-27	0	0	0	0	0	0	0	0	0
CHS-28	0	0	0	0	0	0	0	0	0
Greenbrier-29	0	0	0	0	0	0	0	0	0
29 North-30	1	0	0	0	0	0	0	0	1
The Meadows-31	0	0	0	0	0	0	0	0	0
5th Street-32	0	0	0	0	0	0	0	0	0
Longwood-33	0	0	0	0	0	0	0	0	0

